
Copyright
for
KIDS
Activity Sheets

LEARNING AGENDA

ACTIVITY SHEET 1
Copyright Is Everywhere: Color As You Learn

Learn about what copyright protects and what © means.

Activities: Coloring and identifying what is and isn't protected by copyright.

ACTIVITY SHEET 2
Copyrightable Content: Search for Protected Works

Learn what a "work" is and spot works protected by copyright.

Activity: Circling or coloring in objects in a collage.

ACTIVITY SHEET 3
Creators and Copyright Owners: Find Your Way

Learn who the author and owner are of creative expressions as well as what you can do as a copyright owner.

Activity: Finding your way through a maze from a creator to copyright owner of a painting.

ACTIVITY SHEET 4
Let the Creativity Flow: Make Your Own Work

Learn what it means to create an original work and transform existing works into something new.

Activity: Writing or drawing your own creation.

ACTIVITY SHEET 5
Copyright Registration: Spot the Differences

Learn what copyright registration is and what's required to create a public record of your creativity.

Activity: Spotting the differences between two images of one of the most famous and largest sculptures ever registered with the U.S. Copyright Office.

The U.S. Copyright Office registers copyright claims, records information about copyright ownership, provides information to the public, and assists Congress and other parts of the government on a wide range of simple and complex copyright issues. The Office is committed to helping fulfill copyright's constitutional purpose by promoting creativity and free expression for the benefit of all.

Learn more about the U.S. Copyright Office

COPYRIGHT IS EVERYWHERE: COLOR AS YOU LEARN

Copyright protects the TV shows and movies you watch, books and magazines you read, songs you listen to, artwork you draw or paint, video games you play, and so much more.

Color in the scene and complete the activity below to learn more.



The items with a © symbol above can be protected by copyright. Sort the items by writing them in the correct spaces below.

Protected by copyright ©

Not protected by copyright

Answer key: stuffed animal, map/globe, books, artwork, photograph in frame, illustration on calendar, music, video game on computer

Answer key: lamp, clock, letters, numbers, bed, chair, desk, plant, mirror, pens/pencils, backpack

Did you know?

- Copyright protects the creative expression of an idea. That means the idea isn't only in your imagination, and other people can see and hear it because it's in a physical or digital form.
- The copyright symbol © is part of what's called copyright notice. It's often found next to the copyright owner's name. You should ask the copyright owner for permission if you want to use their work in certain ways—for example, if you want to make copies of it.

FOR EDUCATORS AND PARENTS

Related resources:

What Is Copyright? Learning Engine video

Circular 3: Copyright Notice

Copyright for KIDS

COPYRIGHTABLE CONTENT: SEARCH FOR PROTECTED WORKS

Copyright applies to all sorts of creative content (a.k.a. "works").

Using the key below, find the different types of works protected by copyright and circle or color them in. Pay attention to what's not protected by copyright as well.

- ☐ Book
- ☐ Audio Book
- ☐ Map
- ☐ Stage Play
- ☐ Architecture
- ☐ Blog
- ☐ Poem
- ☐ Music Recording
- ☐ Painting
- ☐ Movie
- ☐ Sculpture
- ☐ Software
- ☐ News Article
- ☐ Podcast
- ☐ Photograph
- ☐ Choreography
- ☐ Lyrics
- ☐ Video Games



Did you know?

- Copyright does not protect some material such as ideas, inventions, facts, colors, basic shapes, familiar designs, words, short phrases, plants, and animals.
- Sometimes known as the "building blocks" of creativity, it's important for everyone to be able to use this content, including your friends, classmates, and teachers.

FOR EDUCATORS AND PARENTS

Related resources:

Webpage: Engage Your Creativity

Hey That's My Idea! Learning Engine video

Copyright for KIDS

CREATORS AND COPYRIGHT OWNERS: FIND YOUR WAY

A copyright owner is typically the author (or creator) of a work, such as a painting. In the case of a painting, the artist is the author.

Imagine you're an artist who wants to create a painting – follow the path from having an idea to becoming an author and copyright owner in this maze.



Did you know?

- Everyone can be a copyright owner, no matter their age!
- As a copyright owner, you can make copies of your work, display it (such as at an art contest), perform it (such as at a talent show), or distribute it, which means you can share copies with anyone else. If a work isn't your own but you want to take one of these actions, you should get permission from the copyright owner.

FOR EDUCATORS AND PARENTS

Related resources:

Exclusive Rights Learning Engine Video

Circular 1: Copyright Basics

Copyright for KIDS

LET THE CREATIVITY FLOW: MAKE YOUR OWN WORK

Use the space below to create an original work. That means it's from your own imagination and not a copy of someone else's work. Maybe you want to write about or draw your favorite food, pet, or person. Whatever you decide, be creative!

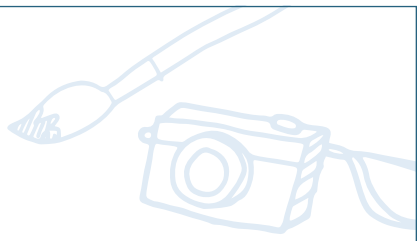

Did you know?

- As the author and copyright owner of this work, you can transform it into another work. For example, maybe you'll turn your poem into song lyrics one day. If you do, the song would be called a derivative work. A derivative work is a new creation based on content that already exists.
- The 24th Poet Laureate of the United States, Ada Limón, has also created derivative works. Her poem, "In Praise of Mystery," was turned into a storybook with illustrations. You can check it out, along with many other derivative works, at your local library.

FOR EDUCATORS AND PARENTS

Related resources:

Circular 14: Copyright Registration of Derivative Works

Creativity at Work: Copyright Office blog post about copyright and youth

Copyright for KIDS

COPYRIGHT REGISTRATION: SPOT THE DIFFERENCES

Registering your work with the Copyright Office is encouraged but optional. The Office has registered millions of works! The Statue of Liberty is one of the most famous and largest sculptures ever registered.

Spot the differences between the images below.



Answer key: cloud, bird, torch, drape on skirting, tree branch, bridge post, ferris wheel, wave, pedestal plaque.

Did you know?

- The Statue of Liberty was registered a long time ago, in 1876. Today, this historic sculpture is in the public domain. That means it's no longer protected by copyright and you can use it in your own creative works.
- If you decide to register something you've created, you'll need to submit the following to the Office: (1) an application form, (2) a copy of the work you want to register, and (3) a fee.

FOR EDUCATORS AND PARENTS

Related resources:

The Find Yourself in Copyright exhibit in the Madison Building in Washington, DC (also available online).

COPYRIGHT OFFICE FACTS

- The Copyright Office is located in the Library of Congress in Washington, DC, in the legislative branch of government.
- The Office has many duties, including running the only copyright registration system in the United States. Registration helps keep a public record of creativity.



Copyright

United States Copyright Office

United States Copyright Office
Library of Congress
101 Independence Avenue SE
Washington, DC 20559-6000

(202) 707-3000 or
1 (877) 476-0778 (toll-free)

copyright.gov

M-306 • 08/2025